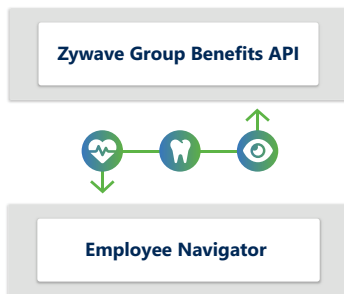


TWO INDUSTRY LEADERS

Zywave CPQ - Benefits with Employee Navigator

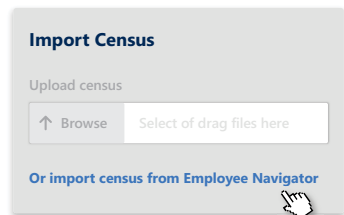
Go from Quote to Card faster with the CPQ Benefits two-way integration with Employee Navigator

Check out how Zywave is empowering brokers to quote, sell, and enroll benefits faster and more accurately—without redundant data entry or manual processes.



Zywave CPQ ↔ Employee Navigator

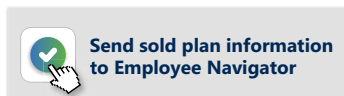
Zywave CPQ - Benefits to automatically flow into Employee Navigator.



How it Works:

Census Data

Use the Census you already have to kickoff accurate quoting without re-keying information. The fast Employee Navigator census import feature keeps brokers focused on quoting without the re-keying and data entry errors.



Account & Benefit Plan Data

Send sold medical, dental, and vision plans, rates, and benefit items from CPQ Benefits into Employee Navigator with the click of the Mark Sold check-mark. Brokers instantly have access to these data points in Employee Navigator without adding more steps to their process making it easier to go from quote to card faster than ever.

Read more about the data included [here](#).

* Applicable for Zywave CPQ - Benefits (Premium), Sales Cloud Business and Sales Cloud Performance

Want to learn more about integrating?

Contact your Account Executive or connect with us marketing@zywave.com.

